

















Belmont State School Instrumental Music Program 2015

Instruments taught in the Concert Band Program

Here are some other example performances:

<p>Flute</p> <p>http://www.youtube.com/watch_popup?v=6bS-jZ1GpKU&feature=related</p>		<p>Trumpet</p> <p>http://www.youtube.com/watch_popup?v=WOahdokrg5c</p>	
<p>Clarinet</p> <p>http://www.youtube.com/watch_popup?v=YpRL-E3-KE</p>		<p>Alto Saxophone</p> <p>http://www.youtube.com/watch?v=FK6I54R4wtA&feature=player_embedded</p>	<p>(alto and tenor both demonstrated here – tenor is the larger, alto is the smaller of the two)</p> 
<p>Bass Clarinet</p> <p>http://www.youtube.com/watch_popup?v=xuhFHWEpRC0</p>		<p>Tenor Saxophone</p> <p>(see above- tenor is larger than alto)</p>	
<p>Trombone</p> <p>http://www.youtube.com/watch_popup?v=Je0h-AwpxH8</p>		<p>Euphonium</p> <p>http://www.youtube.com/watch_popup?v=kjvuYINL_tY</p>	
<p>Percussion</p>			

Instruments taught in the String Program

 <p>STRING FAMILY</p> <p>Violin  Viola </p> <p>Cello  Double Bass </p>	<ol style="list-style-type: none">1. Violin - held under the chin and played with a bow http://www.youtube.com/watch?v=AG6bfYs97Nw <p>This YouTube gives you an idea of pricing and what is involved in setting up a new instrument.</p> <ol style="list-style-type: none">2. Viola - very similar to a violin, just a little bit bigger. http://www.youtube.com/watch?v=Uyggr8uzOIA&list=R3. Cello – larger than a violin or viola, sit down to play. http://www.youtube.com/watch?v=xXLUZJmgmUc <p>The child would need to be tall to commence cello lessons in Year 2.</p> <ol style="list-style-type: none">4. Double Bass – Available for children from Yr 4. http://www.youtube.com/watch?v=ase1PyMJ9iw
--	---

Further links for your information

- Pick A Band Instrument

<http://www.youtube.com/watch?v=qYbk0BaAgL0>

- Be Part of the Band (Scroll down to view the various instruments)

<http://www.bepartoftheband.com/>

- Musical Instruments Part 1 (very informative on what the string and woodwind instruments look and sound like)

<http://www.youtube.com/watch?v=zqncCq-95jq>

- Musical Instruments Part 2 (very informative on what the percussion instruments look and sound like)

<http://www.youtube.com/watch?v=p4zjlfuRG>